



# St. Margaret's Secondary School

**Sec 2-5, 2-6 and 2-7**

**Date: 2 March 2022**



# Let our Light Shine!

*Celebrating 180 years of Charity, Patience, Devotion*





# Programme (2-7)

Time	Programme
5.45pm	Development of Talents to Serve (DOTS) Sec 3 Subj Combination Microsite
6.00pm	Main Room Principal's Address
6.30pm	<b><u>Breakout Room</u></b> 2-7
	1. Time with Form Teacher 2. Education and Career Guidance 3. Sec 3 Subject Combination Matters
7.00pm	Q&A





# Programme (2-5 and 2-6)

Time	Programme
5.45pm	Development of Talents to Serve (DOTS) Sec 3 Subj Combination Microsite
6.00pm	Main Room Principal's Address
6.30pm	<b><u>Main Room</u></b> 2-5 & 2-6
	1. Education and Career Guidance 2. Sec 3 Subject Combination Matters
6.50pm	<b><u>Breakout Rooms</u></b> Time with Form Teachers
7.15pm	<b><u>Main Room</u></b> Q&A







# School Leaders



**Vice-Principal**  
(Academic)  
**Ms Susan Toh**



**Principal**  
**Ms Linda Lim**



**Vice-Principal**  
(Administration)  
**Ms Chrystine Woon**





# Key Personnel





# Assistant Year Heads



**Sec 1 AYH**  
**Mdm Suryati Bte**  
**Mail**



**Sec 2 AYH**  
**Ms Carol Soh**



**Sec 3 AYH**  
**Ms Lum Ying Lee**



**Sec 4 & 5 AYH**  
**Mrs Sharon Tan**



# Communication Channels

## Print

- Publications
- Student Handbook,
- Principal's Monthly Letter
- Termly Progress Reports

## Events

- Parent-Teacher Meeting

## Non Print

- Tel: 64664525
- School Website
- Email - **stmargaretss@moe.edu.sg**
- Email addresses of all FTs and Subj Trs
- Parents' Gateway

## People

- Formal/ Informal discussions between parents & staff

# Communication Channels

Tel: 64664525 (Office)

Website: [www.stmargaretssec.moe.edu.sg](http://www.stmargaretssec.moe.edu.sg)

Email: [stmargaretss@moe.edu.sg](mailto:stmargaretss@moe.edu.sg)

Email addresses of Form and Subject Teachers

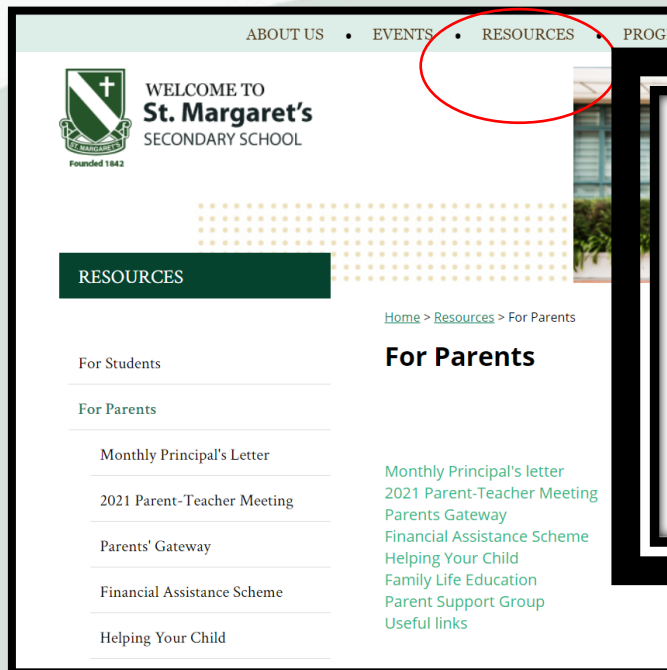
Note: For students who are given mobile phone number of teachers, please contact teachers within working hours (Mon – Fri: 7.30am – 5.00pm)





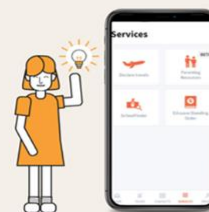


## Slides and Resources



In this Parent Kit issue, we share tips and resources on how you can help your child with the following:

- Practise appropriate device usage
- Manage over-reliance on devices
- Handle cyber bullying
- Show cyber kindness
- Discern real news from fake news



NEW ON PARENTS GATEWAY!

## PARENTING RESOURCES BETA

Parents will be able to view resources and tips in the new 'Parenting Resources' on the 'Services' tab.

Here are 3 key features!

### MOE RESOURCES AT PARENT'S FINGERTIPS

Find Schoolbag articles and Parent Kit issues specially curated by MOE.

**SCHOOLBAG**  
THE EDUCATION NEWS SITE

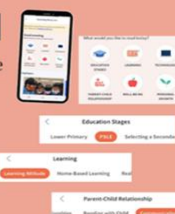
**Parent Kit**



### 6 CATEGORIES TO BROWSE FROM

There are also 27 topics of resources available ranging from 'Learning Attitude', 'Cyber Wellness' to 'School-Home Partnership'.

We will continue to make more useful resources available for parents through this platform.



3

### HIGHLIGHTS & LATEST!

This section will highlight recommended reads and the latest resources to parents.



### HOW WILL PARENTS BE INFORMED?

The Communications and Engagement Group will be informing parents of this new addition via a **Parents Gateway announcement** on 7 Feb 2022.



## Supporting your child's transition through

# Secondary School

Build a caring home environment to nurture the social and emotional skills of your child using these S.A.F.E. tips.

## SUPPORT

- **Find out** how your **child's preferences** are changing. Show interest by **asking open-ended questions**.
- **Make a habit of chatting** at a fixed time each day.  
E.g. At dinner time.

## FAMILIARISE


- **Find out** what **secondary school life** is like for students these days.
- **Excite** him/her about **new experiences** secondary school students can have.
- **Encourage** him/her to **pick up a new hobby** or **hone skills** in outdoor sports.
- **Limit** his/her **time spent on digital devices**.

## AFFIRM

- **Remember** your **child's strengths**. **Build his/her self-esteem** in those areas.  
E.g. "You have the unique ability to get along well with people."
- **Praise and affirm efforts** in front of relatives and friends.  
E.g. "She is very helpful towards her grandparents."

## EMPATHISE

- **Acknowledge** your child's **varying emotions**.  
E.g. "I understand you feel anxious about starting school without any of your old friends."
- **Encourage** your child to **share thoughts and feelings** about the new school.
- **Prioritise** sufficient **sleep**.



## Spend Time Chatting. Use T.A.D.

### Talk

Talk about the different realities faced by teens these days compared to the past.

E.g. How you communicated with friends without social media.

### Ask

Ask about his/her thoughts and feelings on people and events around him/her or in the news.

E.g. What are some ways of having wholesome fun? How does he/she feel about the different types of jobs that adults do?

### Discuss

Discuss some acceptable boundaries with regard to the use of electronic devices.

E.g. What are some rules for having a mobile phone (with or without a data plan)?

## QUICK TIPS

- **Listen attentively** to understand what your child might be feeling and thinking.
- **Avoid providing advice immediately** when not asked.



Ministry of Education  
SINGAPORE

These tips may be used with children of other ages too. It depends on each child's needs. Using these tips on your child's journey through the school years can help ease anxiety and worries, and build warmer and closer relationships at home.



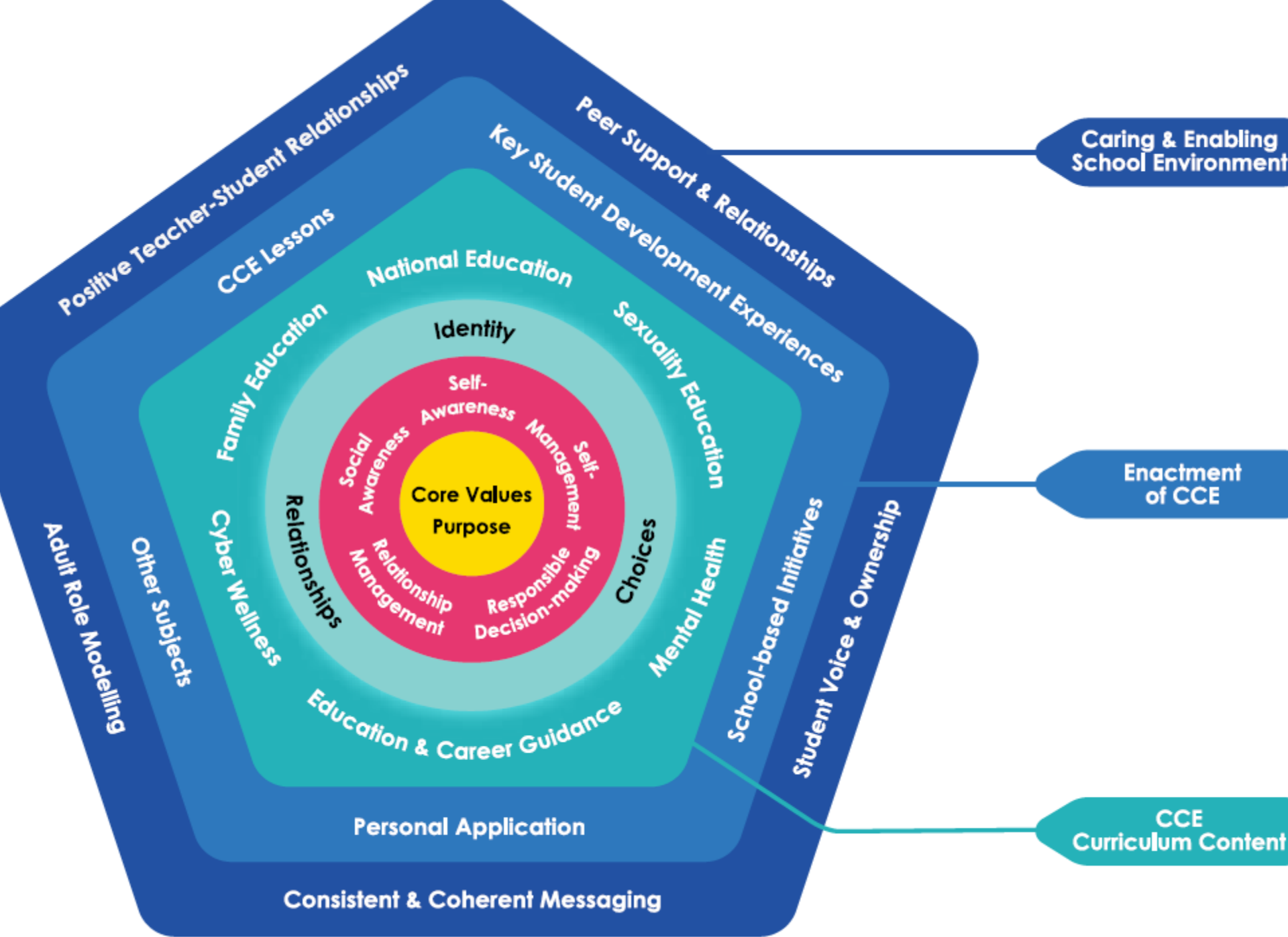



Figure 1: CCE Curriculum Frame





#BeWell  
#BeConnected  
#BeALight

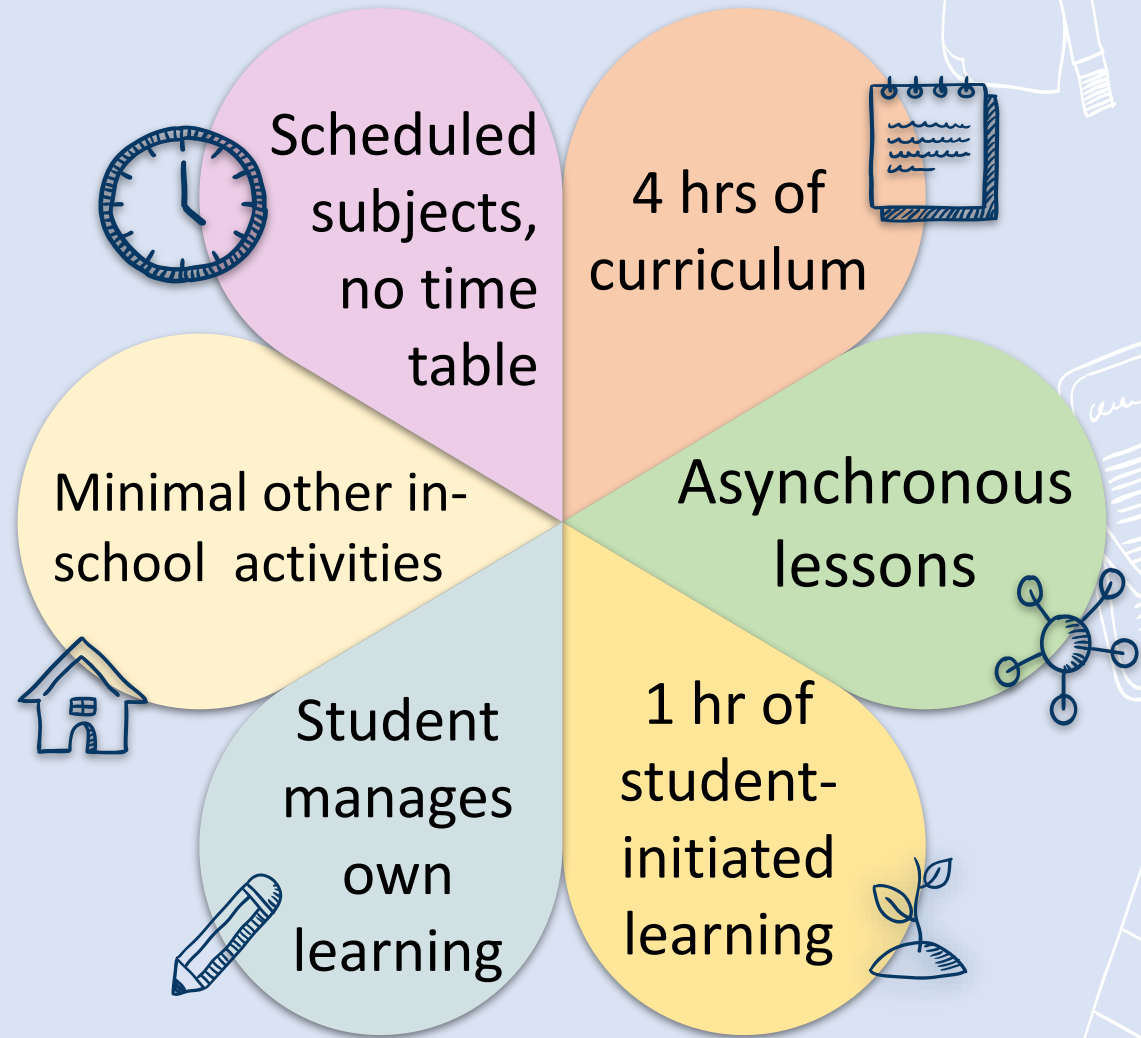


# Blended Learning and Home-based Learning Days

Starting Term 1

Every EVEN Wednesdays

# A Typical HBL day



Self-directed and  
independent learners

Passionate and intrinsically  
motivated learners





# How can I support my child?

1. Work with your child to find a conducive space for them to learn (e.g. stable WiFi connection, set a learning routine together, etc)
2. Allow your child to take charge of and be accountable for her learning (curriculum & beyond) → Cheer her on, encourage her
3. If you do want to be involved, a simple suggestion is to check in at the end of the day and ask her these questions:
  - What did you learn?
  - How did you learn it?
  - How did you know you learnt it?

For more information on HBL Days and how you can support your child, visit our HBL Days Parent Resource Site





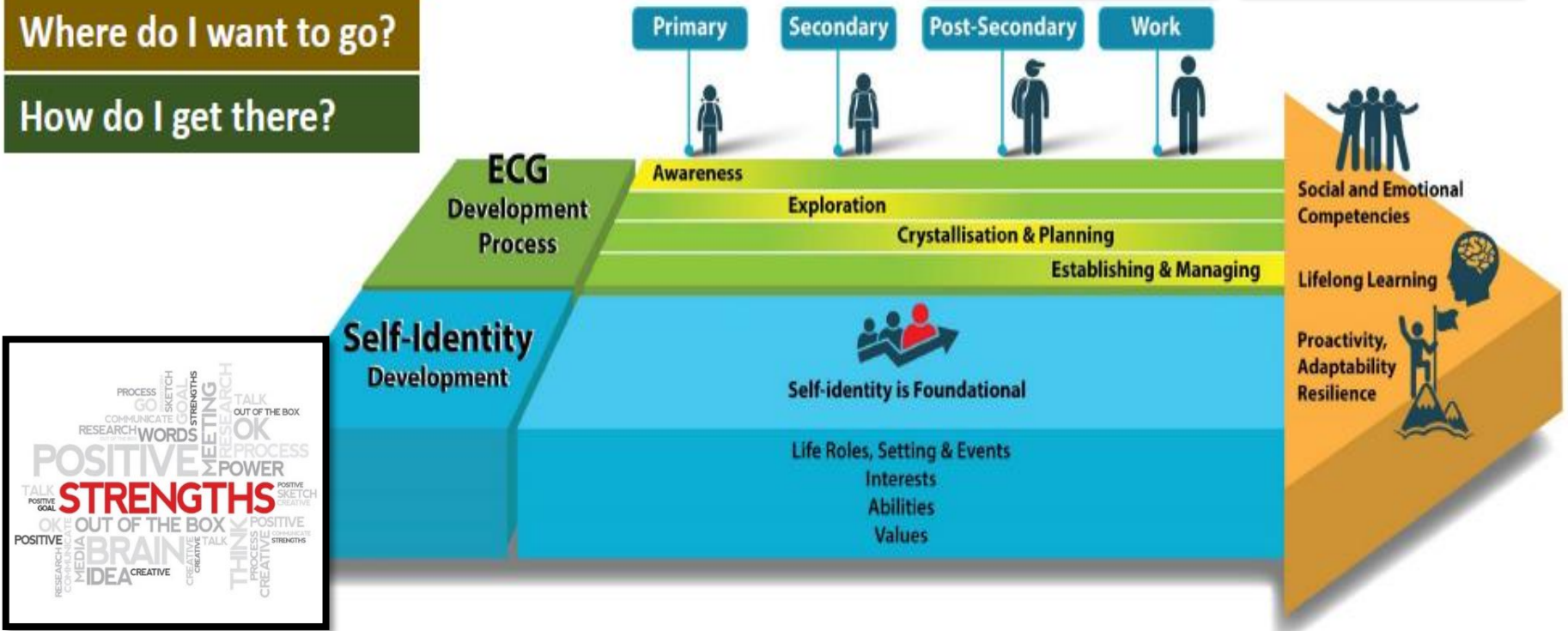
# Things to consider :

## ECG Developmental Model

Who am I?

Where do I want to go?

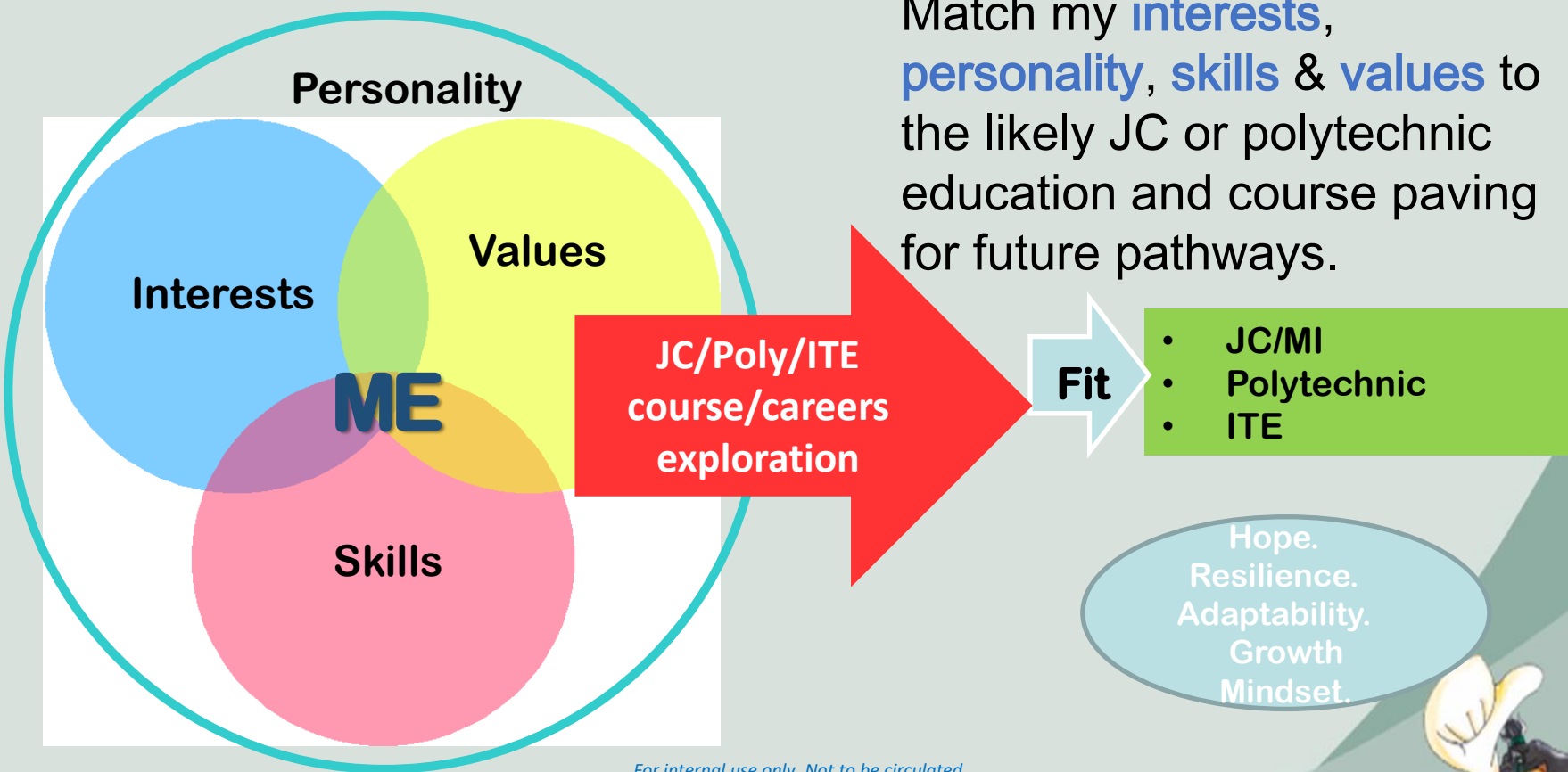
How do I get there?





# Know yourself, education and career options.

Match my **interests**, **personality**, **skills** & **values** to the likely JC or polytechnic education and course paving for future pathways.



*For internal use only. Not to be circulated*





**Which tool should I start with?**

Every tool here allows you to discover a different aspect of yourself. It will help to bring you a step closer to finding the educational and career pathway most suited for you.

[Find Out More](#)

## Education Guide

No matter which education pathway you are on right now, our Singapore education system offers many choices for the next phase of learning that are suited to your interests, abilities and passion.



### Singapore Education Landscape

Many pathways are worth taking. Find out more about the possible education pathways and plan your next steps.

[Explore More](#)



### Explore Educational Institutions

Use this guide to find out more about the different schools and plan your next education pathway.

[Explore More](#)



### Explore Courses

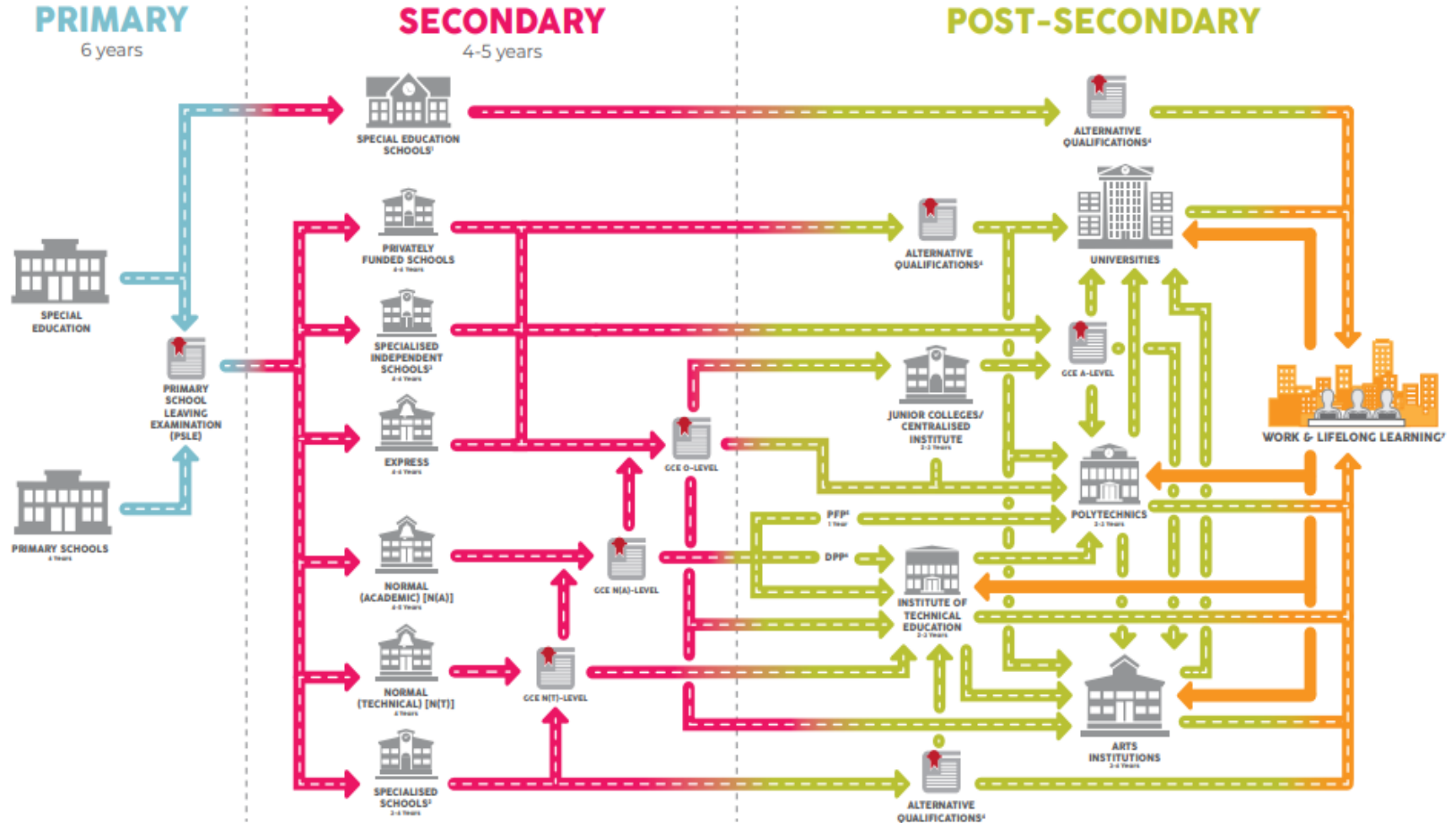
Compare different courses offered by post-secondary educational institutions.

[Explore More](#)

**MySkillsFuture Portal**  
<https://www.myskillsfuture.sg>



# Singapore's Education System : An Overview



**Many  
Pathways**

**Multiple  
Opportunities**

**Fulfilling  
Outcomes for  
All**







# It's not all about the academic results!

1. Contribute actively in CCA
2. Do well for all the internal assessments
3. Build a portfolio
  - Work attachments; community/volunteer work
  - CCAs / School / Personal activities, achievements, projects
4. Research on courses and related jobs
  1. Attend outreach activities by IHLs
  2. Website & brochures
  3. Teachers, ECG Counsellors, family/relatives
5. Be prepared for interviews / auditions / trials
  - Good oral communication skills
  - Good personal grooming
  - Positive attitude and outlook helps!

## ECG Counsellor

Email:

[Ang Hui Min@schools.gov.sg](mailto:Ang Hui Min@schools.gov.sg)

OR

Every Monday and Tuesday at  
ECG Room in Library


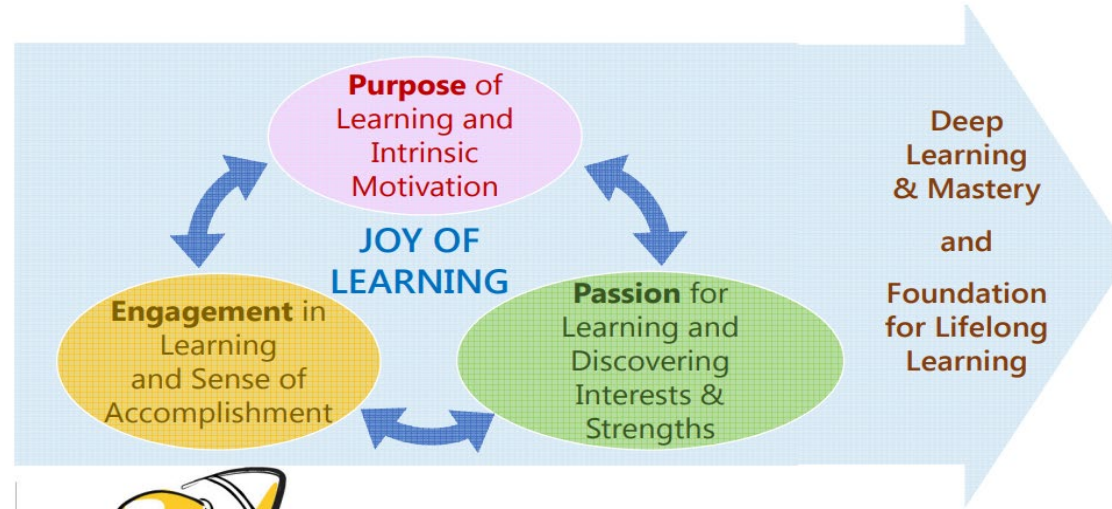


# Briefing for Sec 3NT (2023) Subject Combinations



# Key Considerations

## JOY OF LEARNING



### Ask your child questions like

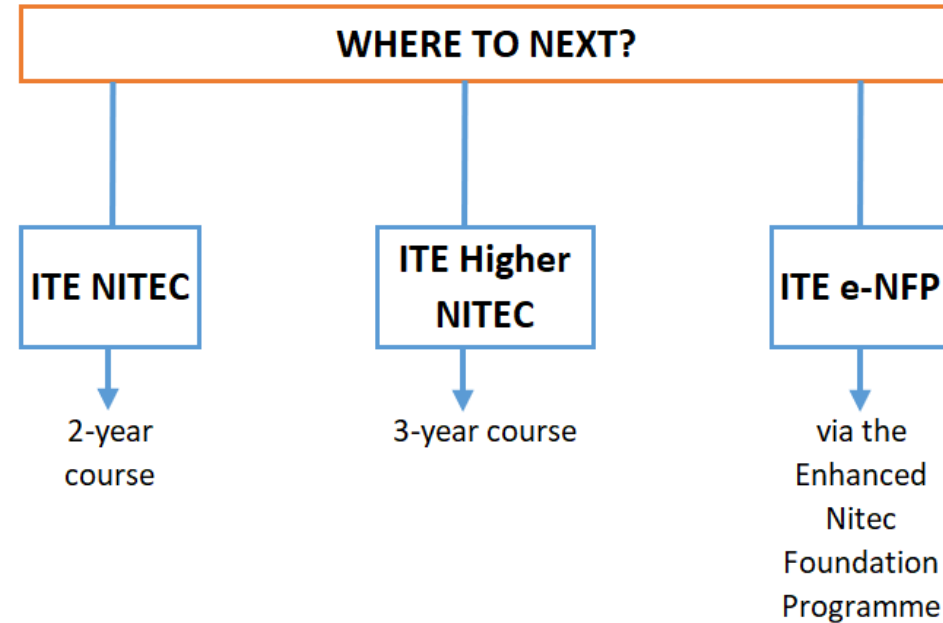
1. What subjects do you enjoy at school?
2. What subjects are you good at?
3. Would you like to continue studying these subjects?





# Key Considerations

## POST- SECONDARY OPTIONS



- Quality is more important than quantity
- Admission is merit-based, and posting to a course in ITE is based on aggregate of best 4 GCE 'N' Level subjects, including pre-requisite subjects

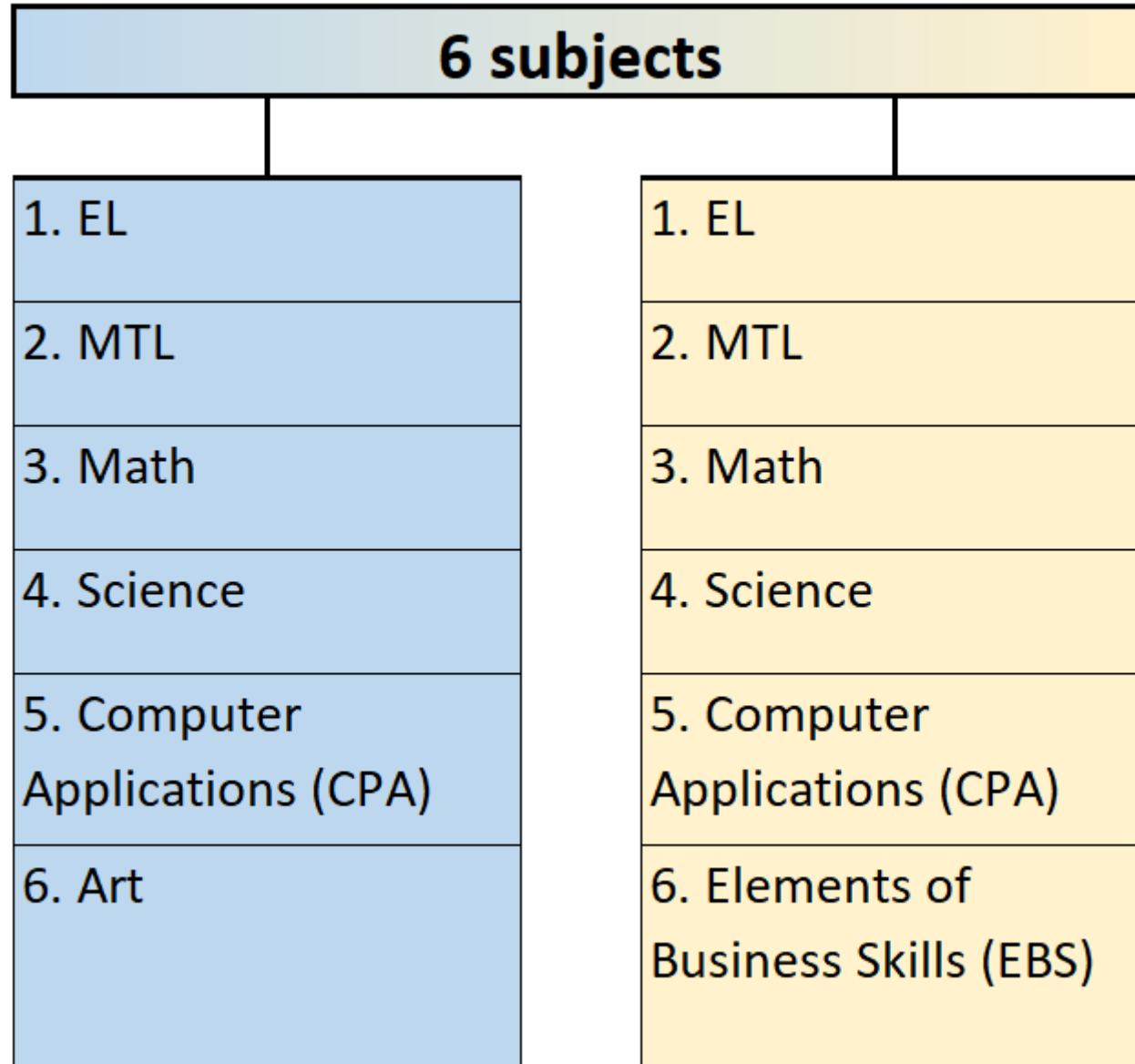


# Our Principles

- Calibrated for post-secondary options
- Breadth of choices to cater to different abilities and interests
- Merit-based allocation



# Subject Combinations





# Coursework Subjects

Elements of <b>B</b> usiness <b>S</b> kills	Written 60%, Coursework 40%
<b>A</b> rt	Art Task 40%, Portfolio 60%

- Assessment by coursework enables students to express themselves in different ways than writing.
- Coursework assessment takes place continuously throughout Sec 4.



# Higher Level Subjects

Higher Level Subjects and Qualifying Criteria	
N(A)-level EL	Must have taken the respective subjects in Sec 2 at Higher Level (SBB), and scored at least 50% (Overall).
N(A)-level MTL	
N(A)-level E Math	
N(A)-level Sci(Chemistry,Biology) / Sci(Physics,Chemistry)	

Note: Each student is allowed to take up no more than three Higher Level subjects.

- N(T) course students may opt to offer these subjects at the N(A)-levels, if they meet the pre-requisites.



# Subject Combinations

## 6 subjects

1. EL

2. MTL

3. Math

4. Science

5. Computer Applications (CPA)

6. Art

1. EL

2. MTL

3. Math

4. Science

5. Computer Applications (CPA)

6. Elements of Business Skills (EBS)

## Higher Level Subjects and Qualifying Criteria

N(A)-level EL

N(A)-level MTL

N(A)-level E Math

N(A)-level Sci(C,B) /  
Sci(P,C)

Must have taken the respective subjects in Sec 2 at Higher Level (SBB), and scored at least 50% (Overall).

Note: Each student is allowed to take up no more than three Higher Level subjects.



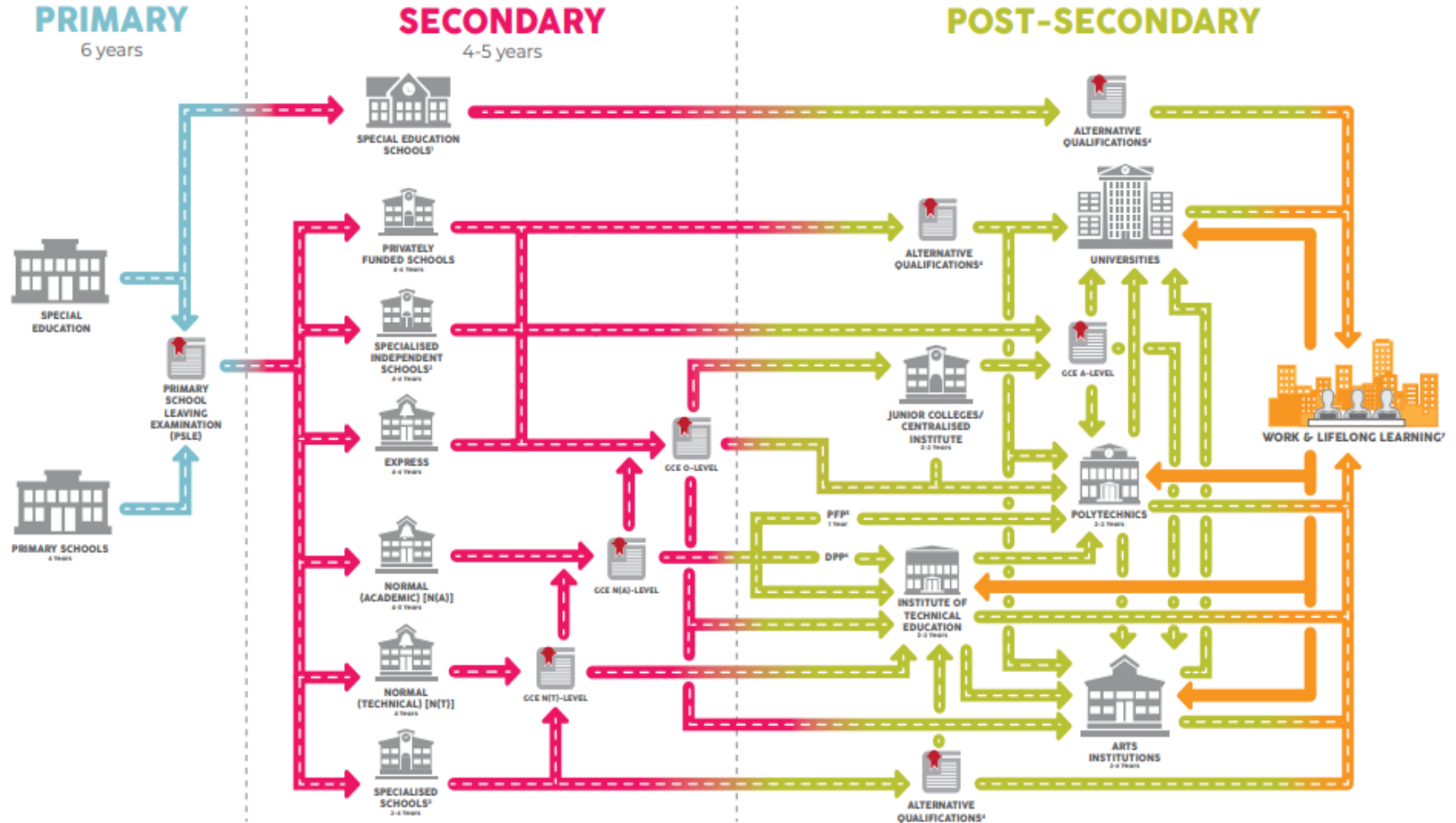


# Subject Combination Exercise Timeline

Activity	Period
Release of Criteria and Subject Combination Options to Parents and students	Term 1 Week 9
Sec 3 Subject Combination Trial Exercise <ul style="list-style-type: none"><li>Results will not be released to students but used for planning and deployment purposes.</li></ul>	Term 2 Week 10
Sec 3 Subject Combination Exercise <ul style="list-style-type: none"><li>Information on the exercise will be given to all Sec 2 students in the October Principal's Letter and via PG</li></ul>	Term 4 Week 7
Release of Subject Combination Allocation Results	Term 4 Week 9
Appeal Period	Term 4 Week 9



# Singapore's Education System : An Overview



Many  
Pathways

Multiple  
Opportunities

Fulfilling  
Outcomes for  
All





# SLIDES AND RESOURCES

ABOUT US • EVENTS • **RESOURCES** • ACHIEVEMENTS • PROGRAMMES • ADMISSION • MEMORIES



WELCOME TO  
**St. Margaret's**  
SECONDARY SCHOOL



## RESOURCES

[Home](#) > [Resources](#) > For Parents

## For Parents

For Students

For Parents

Monthly Principal's Letter

2022 Parent-Teacher Meeting  
(PTM)

Home-Based Learning (HBL)

Parents Gateway (PG)

Leave of Absence

[Monthly Principal's Letter](#)

[2022 Parent-Teacher Meeting](#)

[Home-Based Learning](#)

[Parents Gateway](#)

[Financial Assistance Scheme](#)

[Leave of Absence](#)


[Family Life Education](#)

[Parent Support Group](#)

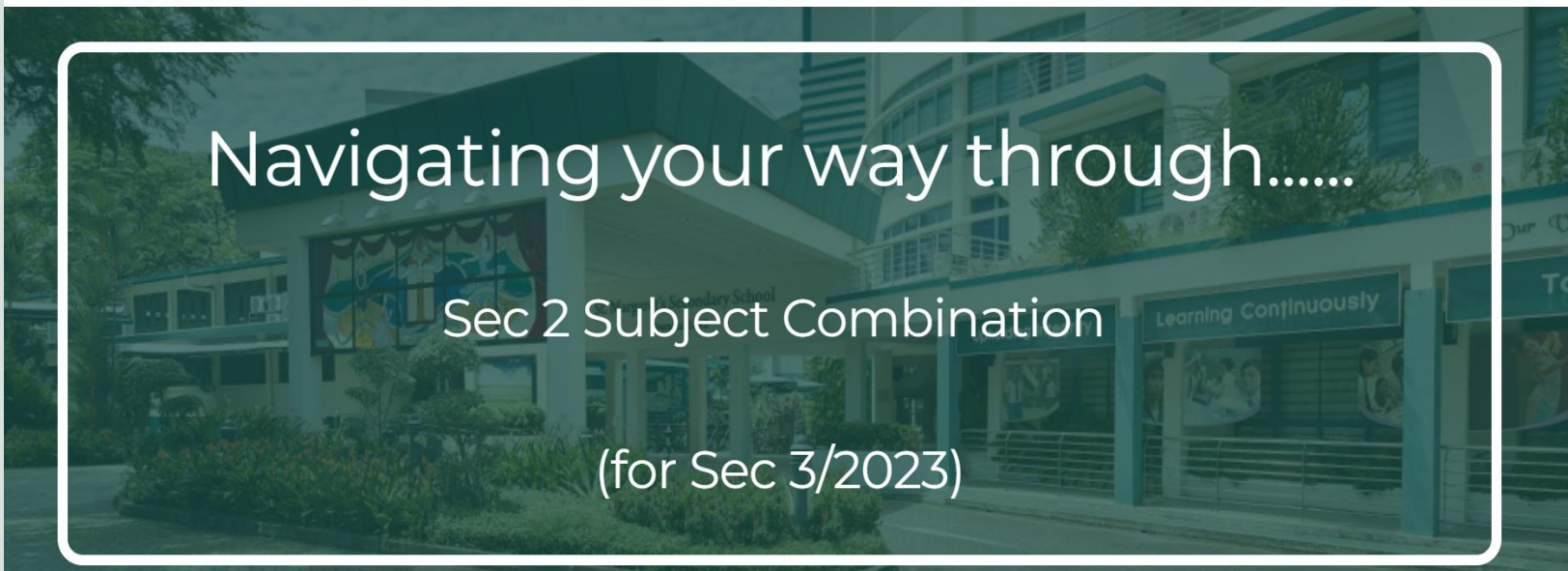
[Useful Links](#)



# SLIDES AND RESOURCES

**St. Margaret's Secondary S...**

Home    Sec 2-1 to 2-4 ▾    Sec 2-5 to 2-6 ▾    Sec 2-7 ▾    More ▾    🔍



## Navigating your way through.....

### Sec 2 Subject Combination

(for Sec 3/2023)

<https://go.gov.sg/2022-smss-sec2subjectcombi>







## Key Dates 2022





# Key Dates 2022

Event	Date
Parent – Teacher Meeting	27 May 2022
Speech & Prize Giving Day Racial Harmony Day	22 July 2022
End-of-Year Examinations (marking days)	14 and 17 October 2022
Head-start Lessons	25 October to 4 November 2022
Study Camp	7 to 11 November 2022



# 'Commonly' Asked Questions

**Qn: Currently my daughter is undecided on her future career direction. What criteria and guidance can be provided to help her ascertain her direction and therefore a decision on which subjects she should take to help her achieve this?**

- *Students are introduced to [MySkillsFuture Portal](#) during their CCE lessons. They may explore the site to complete the profiling tool and find out more about different industries and professions outside of lesson time.*
- *Students are encouraged to speak to the ECG counsellor about their plans and clarify their doubts.*





# 'Commonly' Asked Questions

ECG

**Qn: How do we help our child to select her subject combinations and future career?**

- *Parents can refer to this comprehensive handbook "Journeying with Our Children, Supporting their Aspirations" in supporting their children's ECG exploration.*
- *Please refer to the following websites for more details.*
  - (1) *MySkillsFuture Portal*
  - (2) *Careers @gov*







# 'Commonly' Asked Questions

## Leadership

**Qn: What is the selection criteria for student leadership roles in school?**

- *There are a few leadership boards in the school namely the class committee, the house leaders, the CCA leaders, the Student Council and the Student Leadership Challenge Board.*
- *While there are slight differences in the selection process for each Board, all the student leadership roles look out for students who are good role models and influences to their peers. Hence, students' nominations as well as teacher feedback on their character will be taken into account.*
- *For some leadership roles, there will be an interview process to assess their suitability for their role and a further probation before they take on the role formally.*





# Commonly Asked Questions

NDLP/ PLD

## Qn: [NDLP/PDLP]

**What are the rules and regulations for students on usage of the laptop? We, parents, have a hard time in managing our child screen time.**

- A. Teaching and learning device
  - Device Management Application (DMA) will also be installed in the student's laptop to allow teachers and parents to manage the device and the software.
  - White-listing
- B. Digital Literacies Programme (cyber wellness)
- C. Acceptable Use Policy for laptop and mobile phone
- D. Working with Students and Parents: Screen-time, ethical and responsible use, etc





# 'Commonly' Asked Questions

NDLP/ PLD

**Qn: How can we connect our daughter's PLD to our own printers at home? Also, can the cut off time be extended?**

- *This will be dependent on the DMA options.*
- *You can install applications of your choice, including printer if your DMA option is A. Additionally, with Option B, the parent can take total control of the device after school hours. . In addition to having the ability to install applications of choice, all activities on the device are not logged.*
- *If you would like to adjust your DMA options, please indicate via this form link <https://go.gov.sg/smss-dma-options>*





Can we install soft-wares like printer drives?

How to track websites visited by children and if unsuitable, how to block those sites/domains?

This can be done if parents opted for DMA Option A or Option B. Please refer to the announcement titled 'Selecting After-School Device Management Application (DMA) Parent Options for Personal Learning Devices (PLD)' sent out on 12 Oct 2021 for more information on the DMA options.

3) How to manage and monitor screen time?

[control----- >> ----- self regulation]

- DMA Option B (See Qn 2)
- Phone applications?
- OB-Markers Agreement/discussion
- Self Regulation/Self Directed







## NDLP/ PLD

### DEFAULT SETTING

- This is the selected option, if you do not request for either Option A or B. This option presents you with a dashboard from which you can view your child's/ward's browsing activity.

### Option A

- If you wish to have more flexibility with the Personal Learning Device (PLD), you can opt for Option A.
- This option allows you to install applications and to customise your child's/ward's sleep timing, while retaining the web filtering function, to protect your child/ward from unsafe contents.

### Option B

- For parents who wish to have total control of the device after school hours, they can opt for Option B.
- In addition to having the ability to install applications of choice, all activities on the device are not logged.
- It is important to note that by not logging activities, there is no content filtering in place to protect your child from unsafe web content. There is also no sleep hour restriction on the device, which means that the child/ward will be able to use the device at any time





➤ **What are the Lateral Transfer criteria from Normal Technical to Normal Academic or Normal Academic to Express?**

*Students should possess a positive learning attitude and be deemed able to cope with the rigour of a more demanding course at a higher level.*

■ Normal Technical to Normal Academic

➤ *To prepare for the NA course, students who qualify will be laterally transferred to 2NA the following year*

➤ *Students must obtain:*

1) *Overall percentage of all subjects  $\geq 75\%$  **AND***

2) *Score  $\geq 75\%$  for English, Math & Science*

■ Normal Academic to Express

➤ *Students must obtain:*

1) *Overall percentage of all subjects  $\geq 75\%$  **AND***

2) *Score  $\geq 75\%$  for English, Math, Science and Best Humanities*

***\*Students offering SBB subjects will be awarded mark conversion.***

